

401710 HYDROECLIPSE LINEAR 600 LED NEW

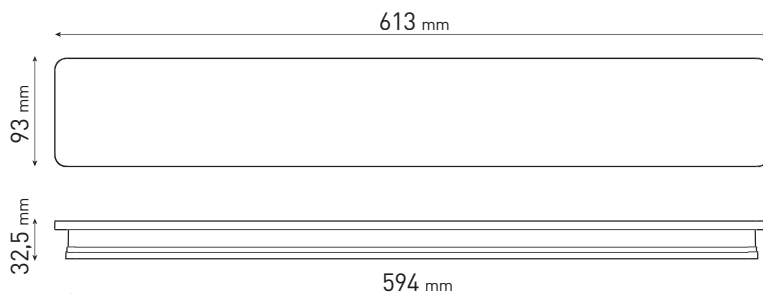


Designed by **paolovilladesign**

Rectangular wall surface-mounted luminaire creating a **diffused and discrete light through the fixture perimeter** on the wall. Fixture for outdoor installation on a wall.

Phospho-chromatised and polyester powder coated die-cast copper-free aluminium body, frosted polycarbonate diffuser, moulded silicone gasket and stainless steel screws. Built-in LED driver 220-240V 50-60Hz, with low-power CREE LED. IP65 rating.

Energy Label A++

- Material: high corrosion resistance die-cast copper-free aluminum body
- Coating: polyester powder coating with phosphochromating pre-finish
- Electronic transformer 220/240V 50/60Hz included
- Stainless steel screws
- Silicone rubber gasket
- Polycarbonate diffuser
- M16 rubber grommet Rutaseal® in EPDM



	LIGHT SOURCE	LED COLOR*	LIGHT BEAM OPTIONS	LUMEN OUTPUT (lm)	LUMINOUS EFFICACY (lm/w)	COLORS OPTIONS
18 WATT 220-240V 50-60HZ ELECTRONIC IP65 2,00 KG UNIT GROSS WEIGHT	LOW-POWER LED	3.000°K WARM-WHITE	360°	---	---	 TEXTURED GREY MATT WHITE (ON REQUEST) MATT BLACK (ON REQUEST)

* OTHER LIGHT COLORS AVAILABLE ON REQUEST: ○ 4.000°K NEUTRAL-WHITE