
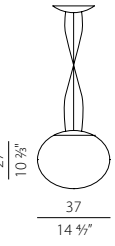
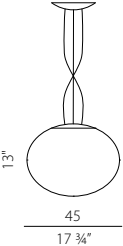
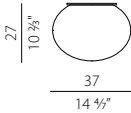
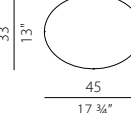
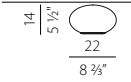




Lampada a sospensione, tavolo o soffitto costituita da vetro opale satinato soffiato e montatura in metallo rifinita con vernice poliaccrilica color bianco. Emissione di luce diffusa con possibilità di scelta di varie fonti luminose (LED, G9, E27). Omogenea diffusione della luce all'interno del vetro, senza zone in ombra. Ideale per un uso residenziale o per aree lobby in composizioni multiple.

Suspension, table and ceiling lamps in blown opal glass. Metal frame in white polyacrylic paint. Diffused light provided by different light sources (LED, G9, E27). Perfect and homogeneous distribution of the light, without any shadow. Ideal for residential use or for lobby areas in multiple compositions.

PAGE CATALOGUE 206	CODICE CODE	FONTI LUMINOSE LIGHT SOURCES	Kgn
	L06501.022.0101	Potenza assorbita apparecchio / Luminaire power consumption 11W Flusso luminoso apparecchio / Luminaire luminous flux 996 lm 3000K Ra 80 220-240V	1,00
	L06501.022.0000	LED retrofit bulb G9 Lmax. 60mm - Ø max. 17,5mm max 60W G9	1,15
	L06501.037.0101	Potenza assorbita apparecchio / Luminaire power consumption 27W Flusso luminoso apparecchio / Luminaire luminous flux 2762 lm 3000K Ra 80 220-240V	2,95
	L06501.037.0102	Potenza assorbita apparecchio / Luminaire power consumption 27W Flusso luminoso apparecchio / Luminaire luminous flux 2762 lm 3000K Ra 80 220-240V DALI / PUSH DIM Disponibile da 06/2017 Available from 06/2017	2,95
	L06501.037.0000	LED retrofit bulb E27 Lmax. 140mm - Ø max. 65mm max 18W Micro Twist E27 max 150W E27	2,80
	L06501.045.0101	Potenza assorbita apparecchio / Luminaire power consumption 27W Flusso luminoso apparecchio / Luminaire luminous flux 2762 lm 3000K Ra 80 220-240V	4,85
	L06501.045.0102	Potenza assorbita apparecchio / Luminaire power consumption 27W Flusso luminoso apparecchio / Luminaire luminous flux 2762 lm 3000K Ra 80 220-240V DALI / PUSH DIM NOVELTY	4,85
	L06501.045.0000	LED retrofit bulb E27 Lmax. 140mm - Ø max. 65mm max 23W Micro Twist E27 max 150W E27	4,70

	CODICE CODE	FONTI LUMINOSE LIGHT SOURCES	Kgn
	P06501.037.0101	Potenza assorbita apparecchio / Luminaire power consumption 20W Flusso luminoso apparecchio / Luminaire luminous flux 2029 lm 3000K Ra 80 220-240V	2,65
	P06501.037.0102	Potenza assorbita apparecchio / Luminaire power consumption 20W Flusso luminoso apparecchio / Luminaire luminous flux 2029 lm 3000K Ra 80 220-240V DALI / PUSH DIM	2,65
	Disponibile da 06/2017 Available from 06/2017		
	P06501.037.0000	LED retrofit bulb E27 Lmax. 100mm - Ø max. 55mm max 18W Micro Twist E27 max 150W E27	2,50
	P06501.045.0101	Potenza assorbita apparecchio / Luminaire power consumption 20W Flusso luminoso apparecchio / Luminaire luminous flux 2029 lm 3000K Ra 80 220-240V	4,55
	P06501.045.0102	Potenza assorbita apparecchio / Luminaire power consumption 20W Flusso luminoso apparecchio / Luminaire luminous flux 2029 lm 3000K Ra 80 220-240V DALI / PUSH DIM	4,55
	Disponibile da 06/2017 Available from 06/2017		
	P06501.045.0000	LED retrofit bulb E27 Lmax. 100mm - Ø max. 55mm max 23W Micro Twist E27 max 150W E27	4,40
	C06501.022.0101	Potenza assorbita apparecchio / Luminaire power consumption 11W Flusso luminoso apparecchio / Luminaire luminous flux 996 lm 3000K Ra 80 220-240V	0,90

Fotometrie e Classi Energetiche disponibili www.panzeri.it / Photometric data and Energy Label available at www.panzeri.it

CODICI COLORI DISPONIBILI / COLOURS CODES AVAILABLE

01 Bianco
White